

DISCUSSION PAPERS IN ECONOMICS

Working Paper No. 02-05

The Effect of Child Benefit Policies on Fertility and
Female Labor Force Participation in Canada

Robert McNown

*Department of Economics and Population Program at IBS
University of Colorado at Boulder, Colorado*

Cristóbal Ridao-Cano

*Department of Economics and Population Program at IBS
University of Colorado at Boulder, Colorado*

February 2002

Center for Economic Analysis
Department of Economics



University of Colorado at Boulder
Boulder, Colorado 80309

© 2002 Robert McNown, Cristóbal Ridao-Cano

Abstract

" 15 ' (1 #

1 Introduction

% 4/4+)) ()
' ") 1 5 "# #
' " ' =" (' #
' ' ' # " # 1
4/*> 4/?.() (#
4/@- 1 ! " " #
(" ' #
1
A #(B" (C # D4//.E 6 (" #
1 5 "# "
(# 1 %

' (# ' (' 1 ((H # ((" (=") # " # ' 1 # # " (" 1 5 ' ' # # 7 1 ' (" (# ' ' 1 ' " ' # (" 1

An r o t d n t st n anada

4/4+ ")) (' " =" ") #) 1 " 4/*>1 ' ") ((" # 3+ (l) =" ' " 1 # # ?- # ' D "# " ' E 1\$ 4/?.((") ' #) 1 9 ' (# "

4//3 = ") J) 1²
" 4/?.(4/? 4/?+(
) 1

or t ca ra or

' F "
) 1 ' # D4//4E1
" " #
" 19 ' ((="

() = " ' 1 ' # '

" = "

= " 1⁴ = " H " 1

" " H F

) " " H (0(# (

0(' = " D 1 1 " ' E(5

= (c) D3E

() " " ()

" 1 " (H " # "

"# # 1

5 " H " #' # # "

" " 7

$$= {}^0 + (0 \quad D.E$$

0 D11 " ("

F) # E "

F) 1 9 # # " = (

F " 1 %" ' ' F

= () # 1⁸ & " (

" #

$$+ [(1 -) ({}^0 +) -] = + + (1 -) \equiv D^*E$$

" H (# (

" (9 " " " (' ")

1¹⁰ G ' 6 = " (" "

⁷ The assumption of constant returns to scale is only an approximation to whaffU.'.ddf)wpffkff".x kj.j.'U

$$- = (n - nn - ni) < 0$$

D4-E

$$- = (i - in - ii) < 0$$

D44E

" # " " 19 ' (" " "

" (

" # " , ,

1¹³) #) # " '

" 1

" ' " # " " 0 = " ' { 0 }

{ 1¹⁴ 9 ' (" D

H " E () ' (# " "

$$- = - nn 0$$

D43E

$$- = [n + () \Psi \Delta$$

9 ' (F # " " "
() F " (
°(F " ' 1 "
" " " " ("
" # 1 L M "
, " " " 1 \$ ("

➔ **ar ab n t ons and aract r st cs**

\$ # " (' (' (
 # # ' # 1 ! #
 4/*? "# 4//1 5 #
 3> ** " ## # " (
 # 3- **1
) " 3- ** # # " 1
 ' # His i is i s D%
 E 4/*? 4/>+(i i s i 4/>/
 4//*(i s D&1%1 " " " E 4//> 4//1
 ## # 3- ** # # " " # " '
 # # " (i is is
 i is D% E(
 5 %\$ D% E1
 # 3- ** " His i
 is i s D% E 4/*? 4/@.(, ! is
 i s 4/@* 4/// " " ' 1
 5# # ' (## #

¹⁵ These last two changes would raise the rate of return to human capital (corresponding to increases in β and ω).

1) 4//3 K1 "

' # ' # " # F '

F " F >3(" " " F F " # (

) J) 1) 4//3
K1 ' ")) " ")
' # #) " 4/+? D AB E
I 4/++ 4//31 =" I
4/*? 4/?.(=" " ' # #)
4/?* 4//31 ' # # " ' A #(
" 4/+/ 4//. " # " 1 ")
" " , " # "
1) J) "
' " ' # " ' # 1
i i i s D9" "
! ' E1
' " ' | "
4/?41 =" ' @-N H " " # D") "
" # E 4> F =" 1 B"
=" ' I) ' (" 4/+*1 5'
" ' | "
4/@.1
#" 3 .
3- **1 # " #
" 4/>?() 4/++

4// -1

"

4/> - (

" 4// - (

#

"

4// *

#

1

"

#

\$ D E ' ' (t # 1
 # \$03P (8 D4//>(4//?E ' 6

D3E0

$$\Delta^2_t = \$ + \sum_j^{p-2} \Psi_j \Delta^2_{t-j} + \% (\Delta_{t-1} + \&\Delta_{t-1}) + \Phi \Delta_{t-1} + t \quad \text{D4/E}$$

) " #

t1 \$ " #

t Φ1

8 D4//>E F " (

(" \$04P ((" \$03P (1 ' "

(# " =" (' 4 F

1 D4//E1 5 % " 5 % #

" 9 8" " D4//>E1

" , " F 1

) # " ' 1 =" (# C5

, " " 1 5 1 \$04P 2 \$03P

D 1 Q 3 2E " 1 5) " ' " "

, ' ' ' " 1

' " (8 D4//?E) " F

D4/E1 R ' # D8 8" " (

4//*E(') R " " 1 8
7 " =" ') "
F 1 ' ') (% (
\$04P =" D4+E1 =" ') " F
) R " " \$04P (
#

8

H D4//>E

"

\$0-P(\$04P(

\$03P

9

D4//4E(

4/*+ 4/+*

1

#

#

(

41. +

41>>(

' 1

#

("

'

#

"

'

(

#

#

#

"

1

7 ' 1 A # 1 D4//.E " #
(" ="
) ' # 1) # " '
" # 1
\$ " =" F ' '
' 1
=" # (31- # 31? 1 5 #

" ' ") # " (F 1 " # # " (" # ' " # ' 1

sc ss on and onc、s on

" ' # " # 1 ' (1 # ' ' 15) ' ' (' " 1 " ' #

H # ="
=") 1 & F #
< # (1 D4//3E & % A #(1 D4//. E (

(" " " 1 \$
(# , " " (#
' ' " " 1 =" (# D.1? ' "
" ' " #
31?E(=" # , " "
J ' 1 F '
"# 1

r n c s

(: 1 1 1 4/?1 L 0 5 ' "

F " " ! 1M (\$ " %

1

" ((1 ") ! 1 13---1L< 9 # ; "

F 1M i i i .@0%>/ %+.1

" (! 1 1 : 1 1 4/+1 L (1M

3@0... .>41

(51 4/+@1 L) % 0 5

) 1M i /@04-.> 4->41

(51 4//41 i s i 1 ,) & ' (; F

,) 1

(51(1 (1 1 13--41 L % % " 9 "

! 0 C5 % ' # ' R 1M

3--4 # " % " (

5 (8" 3--41

! F (! 1 <151 " 1 4/?1 L! " 5" # ' "

% & 1M i i s i i ?*0*3?

*, 41

! F (! 1 51 ! 1%1 " 1 4/+?1 L! # , ! #

5" # ' 1M i s s i i s >0*>> *@41

! (151 4//@1 i s , i 1 ' \$ 0 1

(81 4/+1 L 5 ! 1M

H s s 3.0>@. >?@1

" (<1 51 4//@1 i i s i i s .1 ; F0 8

< T % 1

R # (; 1 9181 < 1 4//31 L !)) 0

& % 1M i i s 3*044. / 44*>1

R # (<181 1 1 4/?*1 L% " " # 1M

i s 30444 43-1

9 (91 : 1 8" " 1 4//>1 i i i i s i

i s ' \$ 0 1

9 6 C181(8 51: 1 1 < 1 4//?1 L ! '
" 1M H i i i & C 4503?> .*?1
9 6 C181(151 1 4/++1 L5 5
%" 1M

Table 1. Dickey-Fuller Tests for Unit Roots

Variables	Null Hypothesis	
	I[2]	I[1]
Real female wage	-6.65 (0)	-0.52(0,t)/-1.55 (0)
Real male income	-2.86 (1)	-0.49(0,t)/-2.96 (0)
Female education	-2.47 (0)	-2.45(1,t)/-1.26 (1)
Real child benefits	-8.79 (0)	-3.40(0,t)/-1.35 (0)
Labor force participation of women aged 20-44	-1.97 (1,2)	-1.22(2,3,t)/-2.16 (2,3)
Fertility rate of women aged 20-44	-3.48 (1)	-2.70(1,t)/-0.38 (1)

Notes: Number of lagged first and second differences for the I[1] and I[2] model, respectively, are shown in parentheses, with t if deterministic trend is included in the test equation. Five and ten percent critical values are -2.93 and -2.60 with no trend, and -3.50 and -3.18 when the trend term is included.

Table 2. Tests of cointegration among fertility and labor market variables

Test of cointegration rank in I[2] model					
I[0]	I[2]				
	5	4	3	2	1
0	289.55 (198.2)	230.20 (167.9)	188.53 (142.2)	157.11 (119.8)	145.77 (101.5)
1		182.07 (137.0)	135.88 (113.0)	101.68 (92.2)	90.98 (75.3)
2			106.93 (86.7)	63.28 (68.2)	48.46 (53.2)
3				61.29 (47.6)	27.34 (34.4)
4					30.01 (19.9)

Residual diagnostics

Autocorrelation: $\chi^2_{[25]}$ (p-value) 24.50 (0.49)

Error correction equation for: Fertility Labor supply Female wage Male income Female edu.

Normality:

Table 3. Maximum likelihood estimates of the long-run and short-run coefficients of the Error Correction Model

Fertility

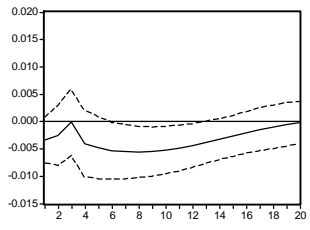
Figure 1. Total child benefits



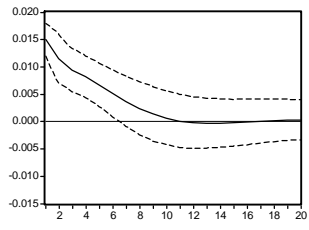
Figure 2. Fertility rates for women aged 20-44



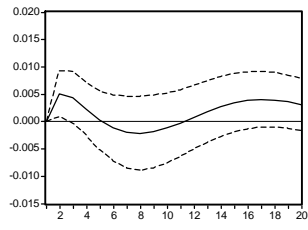
Response of MI to CB



Response of MI to MI



Response of MI to EDU



Response of MI to FW

